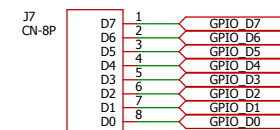
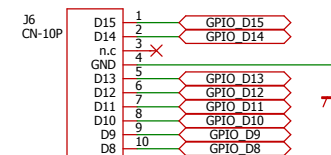
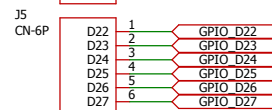
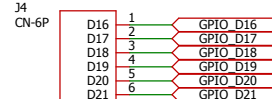
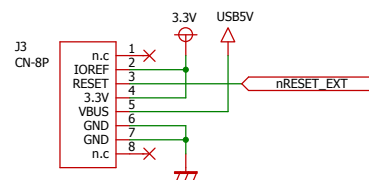


Manual RESET Key

CONFIG MODE Select

MSEL1 = 'H' - Stand alone (AS CONFIG)
MSEL1 = 'L' - Physicaloid (PS CONFIG)



PERIDOT実装部品表

2013年11月11日
Ver 1.1

部品番号	数	型番または仕様	備考
C1,C2,C37,C38,C40,C41	6	1uF/10V (X5R, 1608)	
C3-28,C43,C44	28	0.1uF/25V (Y5V, 1608)	
C29,C34,C35,C39,C42	5	4.7uF/6.3V (X5R, 1608)	
C30,C33	2	0.01uF/100V (Y5V, 1608)	
C31,C32	2	47pF/50V (C0G, 1608)	
C36	1	22uF/16V (Y5V, 3225)	
FB1-3	3	MH1608-221Y	
IC1	1	EP4CE6E22C8N	
IC2	1	AS4C4M16S-7TCN	
IC3	1	S25FL204K0TMFI040	
IC4	1	5M160ZE64C5N	
IC5	1	24AA01T-I/OT	
IC6	1	FT240XS-R	
IC7	1	AAT1146IJS-1.2	
IC8	1	AP1117D33G-13	
IC9	1	MCP1700T-2502E/TT	
IC10	1	MCP1700T-1802E/TT	
J1	1	MILピンヘッダ2X3	
J2	1	USB-4BF103	
J3,J7	2	MILピンソケット1X8	
J4,J5	2	MILピンソケット1X6	
J6	1	MILピンソケット1X10	
L1	1	NR3012T4R7M	
LED1-3	3	LTST-C193TBKT-5A	
OSC1	1	ASE-50.000MHZ-ET	
PTC1	1	MF-PSMF050X-2	
R1,R11,R13,R14	4	120Ω (±5%, 1/16W, 1608)	
R2,R3,R7,R8,R15	5	1kΩ (±5%, 1/16W, 1608)	
R4	0	DNI	
R5,R6,R9,R10	4	27Ω (±5%, 1/16W, 1608)	
R12	1	150kΩ (±5%, 1/16W, 1608)	
RM1,RM2	2	10kΩx4 (±5%, 1/16W, 3216凸)	
RM3	0	DNI	
RM4	1	2.2kΩx4 (±5%, 1/16W, 3216凸)	
SW1	1	SKHHAQA010	
SW2	1	MHSS1105	